

Research Writing
Prof. Aradhna Malik
Vinod Gupta School of Management
Indian Institute of Technology, Kharagpur

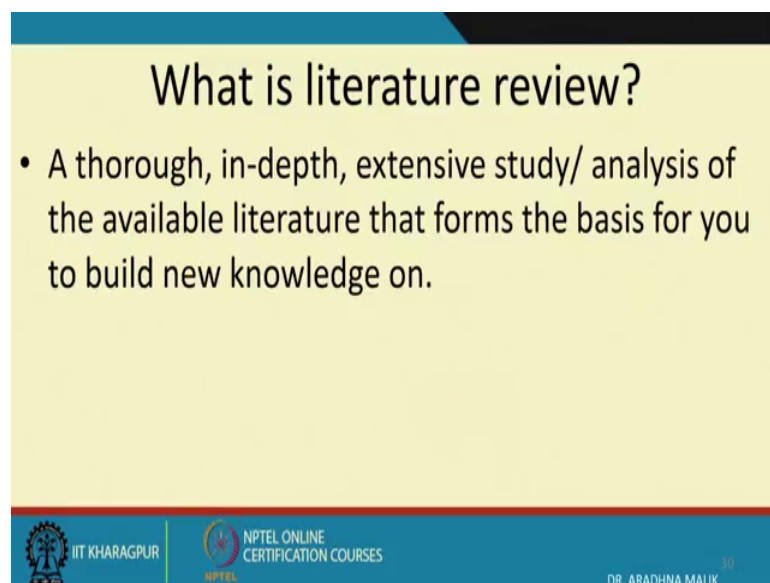
Lecture - 08
Reviewing Literature

Welcome back to the MOOC course on Research Writing. My name is Aradhna Malik and I am helping you with this course. Now, today we are going to start with the discussion, this is week 2 lecture 1 we are going to start the discussion on literature reviews, we talked about how you read different kinds of documents; what you pay attention to when you are reading some kind you may know the different documents.

Now, in this lecture, we are going to get down to how you start collecting the research based documents or other documents and how do you store this information. So, I in this lecture, this will be very interesting because I will physically demonstrate to you how you get the information and how you record it and how you store it. So, let us see what we have here for you reviewing literature.



We talked about why literature reviews are important, we talked about reviewing literature, we talked about building on the existing knowledge base; now in this lecture we are going to talk about how you review literature.

(Refer Slide Time: 01:14)



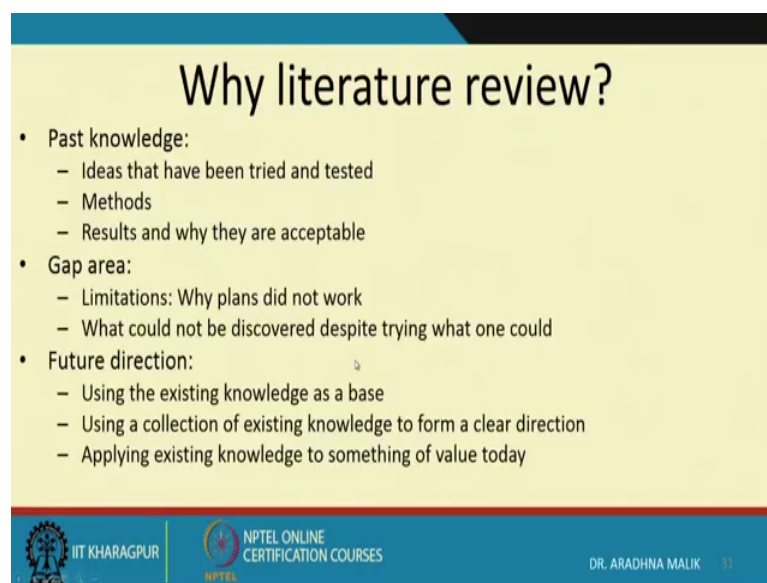
What is literature review?

- A thorough, in-depth, extensive study/ analysis of the available literature that forms the basis for you to build new knowledge on.

 IIT KHARAGPUR |  NPTEL ONLINE CERTIFICATION COURSES | DR. ARADHNA MALIK 39

What is literature review? Literature review is a thorough in depth extensive study or analysis of the available literature of the available information of the available knowledge that forms the basis for you to build new knowledge on. So, literature review is an extensive study a thorough in depth analysis and study of a study analysis of the existing knowledge that has been created by past researches by; I mean, it could be researches it could be popular opinion, it could be opinion makers it could be anyone. But when we talk about literature review we are talking about reviewing all kinds of literature.

(Refer Slide Time: 02:00)



The slide is titled "Why literature review?" and is presented on a yellow background with a blue header and footer. The content is organized into three main bullet points, each with sub-points:

- Past knowledge:
 - Ideas that have been tried and tested
 - Methods
 - Results and why they are acceptable
- Gap area:
 - Limitations: Why plans did not work
 - What could not be discovered despite trying what one could
- Future direction:
 - Using the existing knowledge as a base
 - Using a collection of existing knowledge to form a clear direction
 - Applying existing knowledge to something of value today

The footer contains the IIT Kharagpur logo, the NPTEL Online Certification Courses logo, and the name "DR. ARADHNA MALIK" with a small number "33" to the right.

So, the next thing we need to study is why literature review; why do we conduct a literature review? We conduct a literature review to build on past knowledge, when we talk about building on past knowledge we are talking about ideas that have been tried and tested, we are talking about knowing what has been tested who has tried what kind of idea was did people come out with, how they viewed it, how they tested it so that we do not replicate whatever has been done in the past. We also want to know what kinds of methods were used to study those ideas or to explore the ideas that people came out with what did they do.

Why did they do it, how did they do it, what was the outcome, results and why these results are acceptable or why these results were rejected. People may have spent a lot of time proposing new ideas studying them, trying them, testing them, exploring them, but

ultimately the results that came out would not really be accepted. However the process itself was so thorough that you might want to build on the same process and maybe something is here or there and do something new. So, that is very very important.

Then we come to the gap area. Now when we come to the gap area we also study literature to identify why people's plan did not work out. So, when we look at the limitation section in any good research paper will have a section on limitations. Now limitations tell you why people's plan did not work out. So, you started by saying that you would do something, but you were not able to complete it you were not able to finish it. So, why did plans not work?

Then, what could not be discovered despite trying what one could. So, you tried it, it does not come in limitations, it just helps you capture what people tried, but they could not discover despite trying their best, so that could be covered in the conclusion. Then it also literature review also helps you understand future directions. You use the existing knowledge as a base and it helps you give a direction to whatever you want to do in future, you could also use a collection of existing knowledge to form a clear direction. So, you could take three or four different papers and you could bunch them together and say maybe you want to study data analytics.

So, you could have a paper on what data analytics is, you could have a paper on how these study of data analytics has progressed so far what can you do about it and you could bunch all of them together and give a clear direction to where you want to go. Maybe the ethics ethical dimensions of data analytics, etcetera.

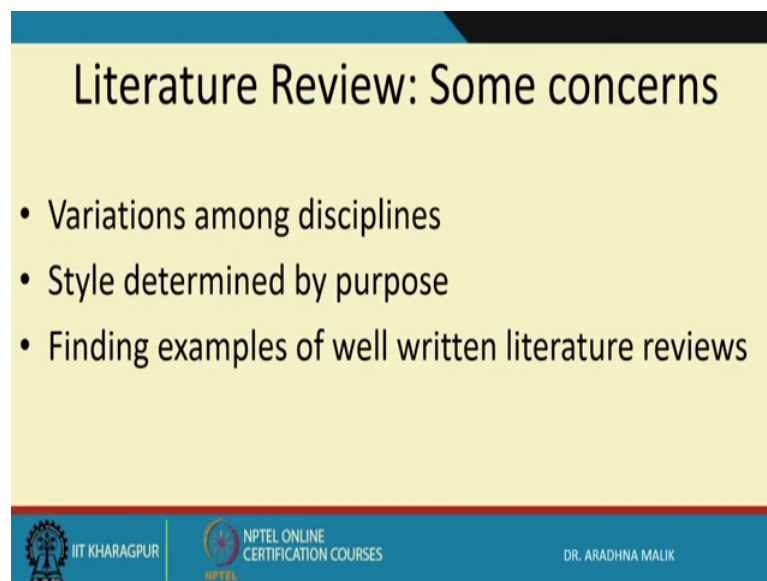
And then you could use these papers or you could use past knowledge past literature to apply the existing to apply the knowledge that has been created in the past or generated in the past something of value today. For example the history of technology if you understand how we progressed from you know bells telephone to the modern days cell phone and how the technology moved from the old from the first telephone to this wireless cell phone maybe you could use the same knowledge and develop more things or maybe you know; this is brought together customer relationship management, this is brought together, marketing this brought together usability, this is brought together services management services marketing, operations everything has been brought together and they have come out with this product called the cell phone which does

everything. So, you have computer, it acts as a computer, it acts as your television, it acts as your calculator, it acts as a one stop shop for buying so many things you have applications for all kinds of ecommerce websites. So, it is your store, it is emergency device all of that has been brought into one.

Now, how did that happen? Existing knowledge was used to add to something that was happening today? So, people said may be somebody studied that you know if you had. So, you know; you could actually get all this together because somebody built on or somebody saw direction to the way cell phones could be used in the future.

So, this is why literature reviews very very important it is very essential to know what has been done earlier and how you can use it and that helps you then really make based or a solid base or sound logic to base your new knowledge development on ok.

(Refer Slide Time: 06:52)



Literature Review: Some concerns

- Variations among disciplines
- Style determined by purpose
- Finding examples of well written literature reviews

IIT KHARAGPUR | NPTEL ONLINE CERTIFICATION COURSES | DR. ARADHNA MALIK

Some concerns regarding literature review: there could be variations among disciplines, how you conduct a literature review of various subjects, various disciplines could be different. For example, in humanities there is lots of abstractions, in the social sciences there is lots of context involved, in the pure sciences there could be experimental studies etcetera. The style the way you write a literature review or the way you read literature review the way literature review is written in different disciplines is very different. So, when you reading different kinds of literature, you could I mean you may want to draw

upon literature from various journals written in various contexts, but the style will be determined by the purpose?

Sometimes the literature review highlights the processes, sometimes the literature review is very very crisp in is very brief, in other cases, it could be very long, in other cases it could leads to or you know it could highlight the quantitative side of things, in other cases it could in yet other cases it could highlight the researchers juggling between or researches opinion the opinions of various researchers and could include discussions also. So, you know so the researches juggling between what the literature says and how the question has been arrived and how methods have been discussed.

So, the style is determined by the purpose. So, what you need to do is find examples of well written literature reviews.

(Refer Slide Time: 08:34)

Demonstration of how to keep records of what one reads

- Research area: Research writing
- Keywords: Research writing
- Databases:
 - Start with google scholar and move to library databases

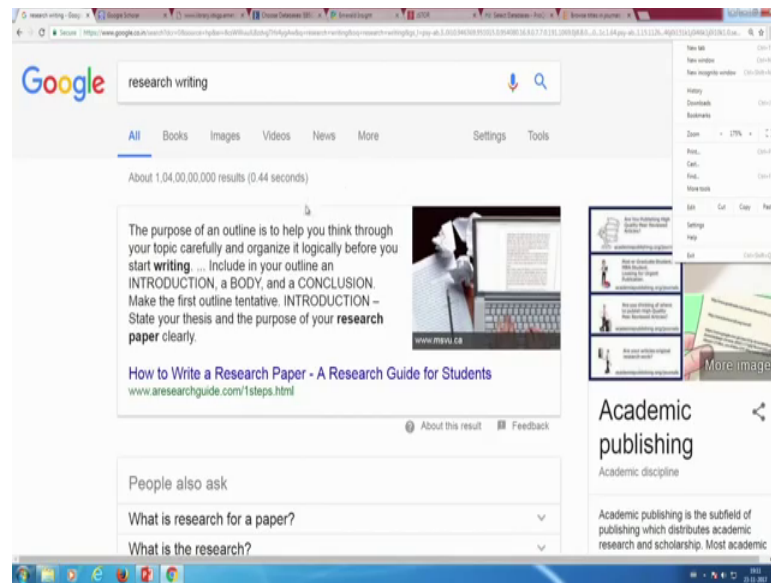
IIT KHARAGPUR | NPTEL ONLINE CERTIFICATION COURSES | DR. ARADHNA MALIK 33

Now, this is something that I will show you what you know how to do and this is something where you will have to bear with me there could be a few delays here, but I would really like to show this to you. So, let us see, let us take research writing as the research area that we want to know more about. So, the key words I am going to use are research writing. And I will just show you how to do this I have opened a few sites, but I will show you the processes how do you keep records of what you read. So, that is step one if you do not keep records you get lost, you forget and you keep reading and if you do not keep notes if you do not if you are not meticulous with noting down how you are

reading it, what you getting out of it what you are reading becomes a real mess at the end of it. So, you must you might find this useful let us see..

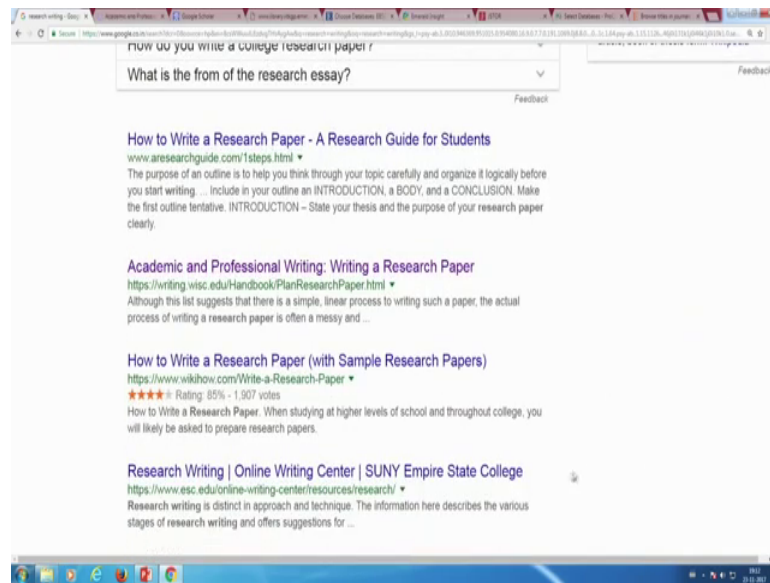
Now, I like to start with Google, you can use any meta search engine that you like. So, maybe I want to know what research writing is. So, I write research writing here.

(Refer Slide Time: 09:47)



I will just increase the screen size. So, you have a large number of results here. So, how to write a research paper research guide for students writing a research paper now this is university of Wisconsin. So, anything that ends with EDU is useful for you if you looking for material generated within India or say by good universities and colleges in India the primary website will say you know that end at dot ac dot in. So, this is one writing a research paper. So, you could open this here and see what this is about you have online writing centres here esc dot edu.

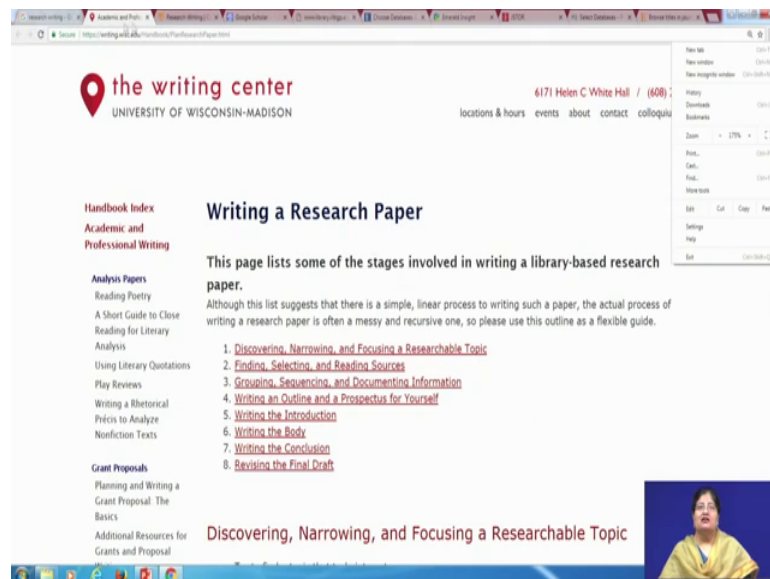
(Refer Slide Time: 10:38)



So, united states have been very good with putting up these online writing labs I have been referring to one you would have seen in the references Perdue online writing lab owl. So, these are very very useful. So, let us see research writing course ok.

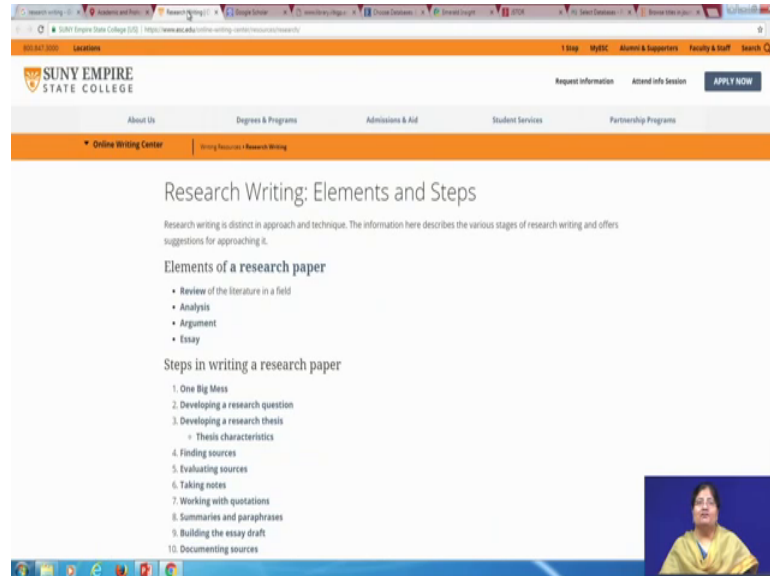
So, there is a link to the course that we are talking on about also. So, see here I mean, I am looking for research writing and you can actually see that reference to this particular course has appeared here that is really funny I did not know that very very interesting the writings centre.

(Refer Slide Time: 11:15)



So, writing a research paper. So, this could be very valid information here. So, you could read this then there is another one.

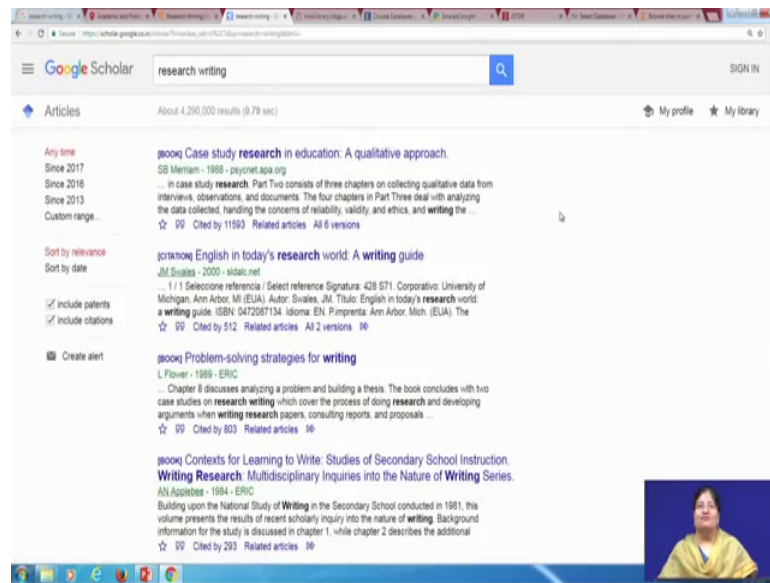
(Refer Slide Time: 11:32)



Elements of a research paper review analysis argument essay etcetera one big mess developing a research question. So, you know. So, all of these; so, this is one way.

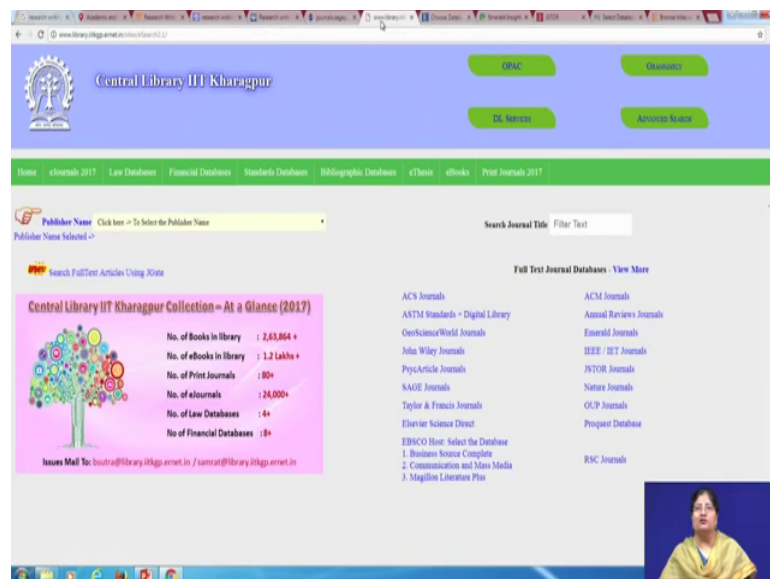
Then I like to move on to you get a couple of info pieces of information here, then I like to move on to Google scholar that will give you lot of full text articles now depending on the access that your own institution has various electronics data basis you could get information in different ways so different types of information here. So, what I will do here is do the same thing; I will write down research writing let us increase the screen size.

(Refer Slide Time: 12:28)



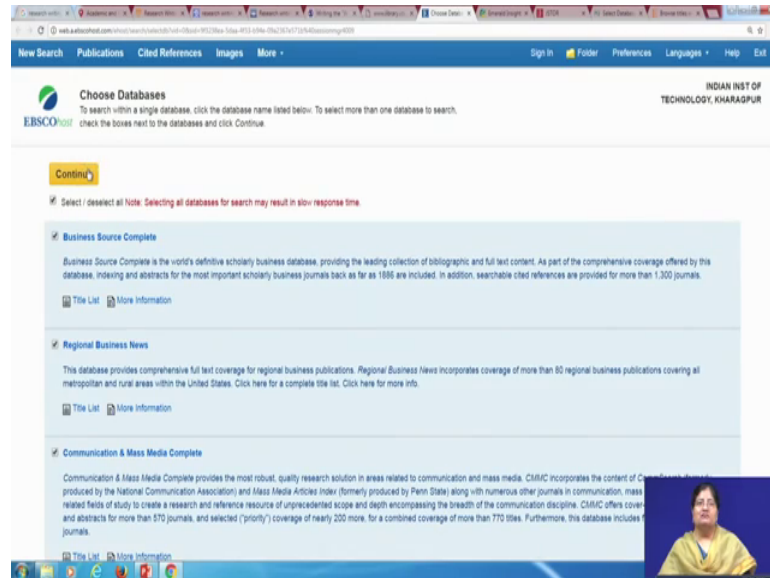
Here. So, if it is a full text document research writing problems and pedagogies now this has come up because IIT, Kharagpur subscribes to Tailor and Francis data basis, I will download this here and writing the wrongs of field work. So, this research writing from or a different aspect of research writing very specialised aspect and I will tell you how to write all these also.

(Refer Slide Time: 13:06)



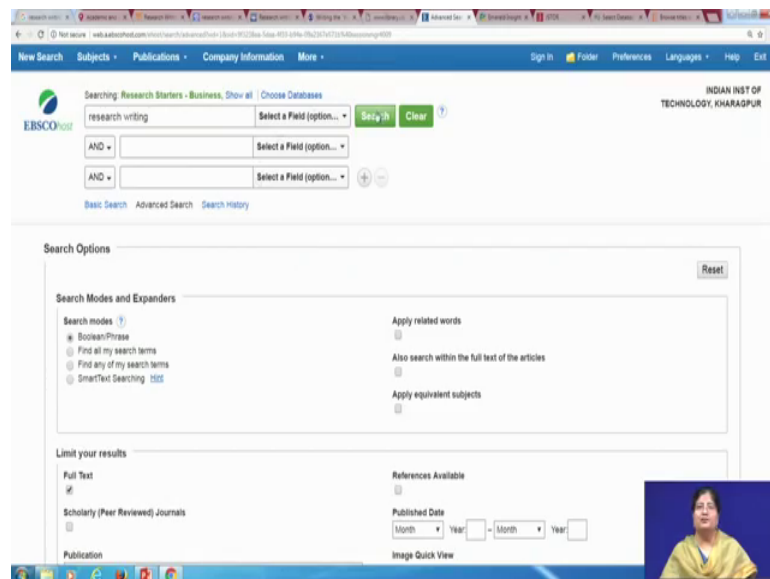
Another source like I told you earlier could be a library data basis this is the website at the central library IIT, Kharagpur, I have taken the liberty of opening a few websites connected to this.

(Refer Slide Time: 13:18)



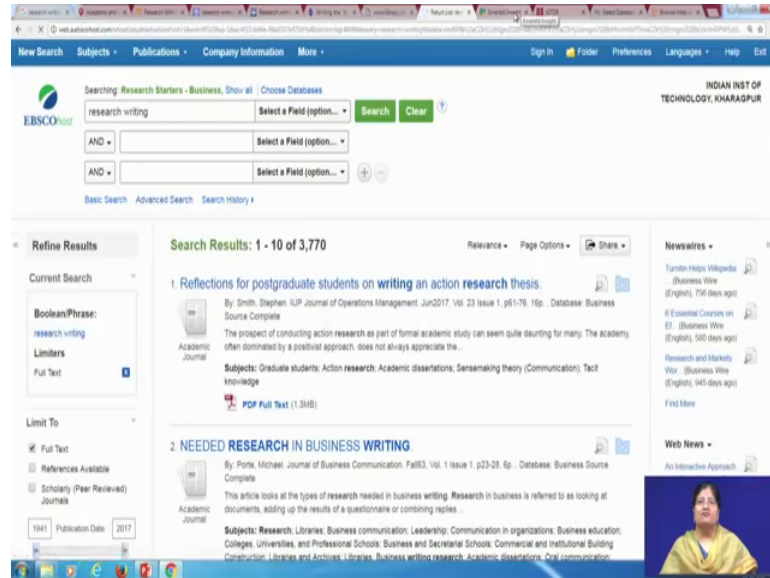
So, one of the websites that I really or one of the databases that I really like to use is called Ebsco and that has a collection of various databases. So, I say choose databases and I select all here takes a little bit more time, but gives you a complete comprehensive overview.

(Refer Slide Time: 13:39)

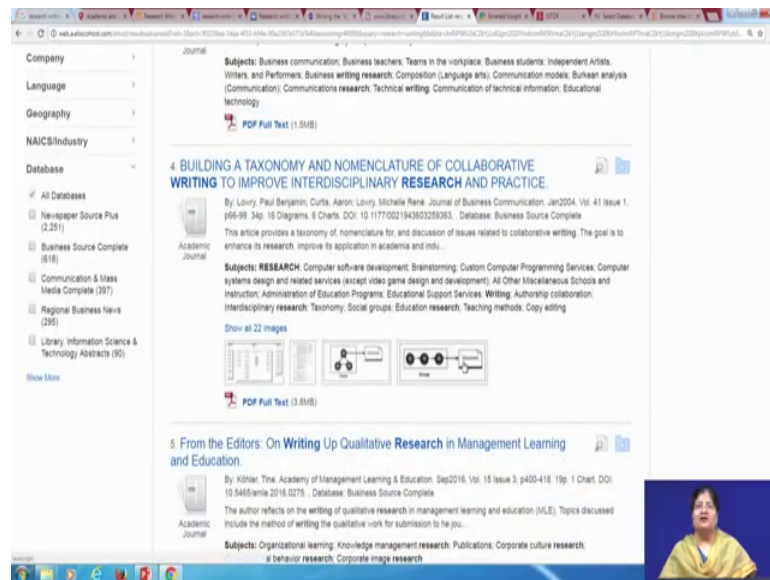


And here, I think I showed you this earlier also research writing and I like to limit my results to full text. So, I get complete papers.

(Refer Slide Time: 14:15)

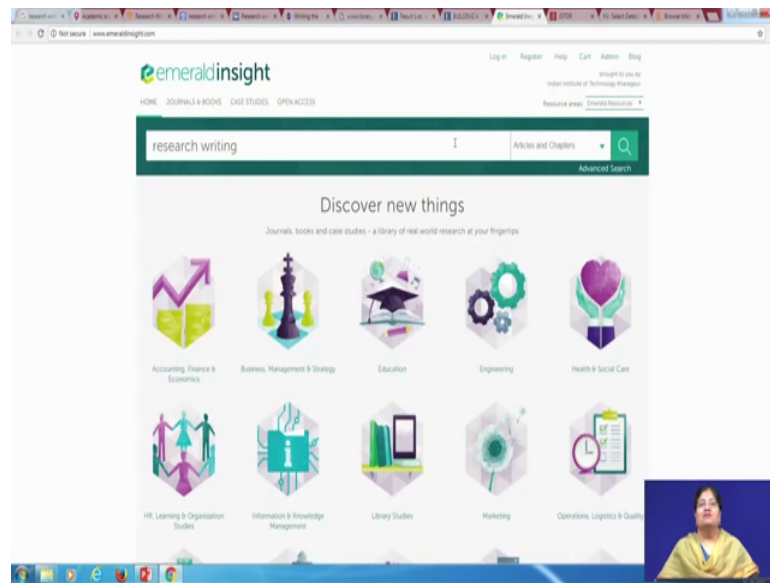


(Refer Slide Time: 14:27)



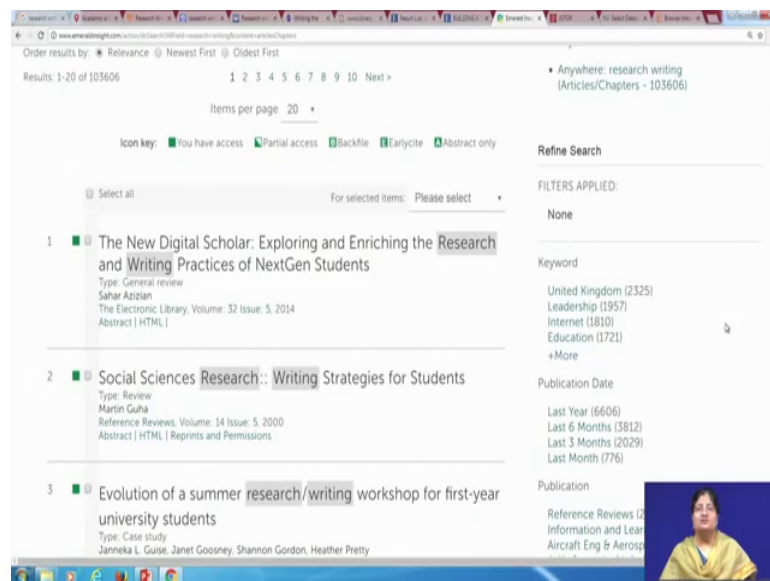
And I think this is what we looked at last time. So, let us open this.

(Refer Slide Time: 14:38)



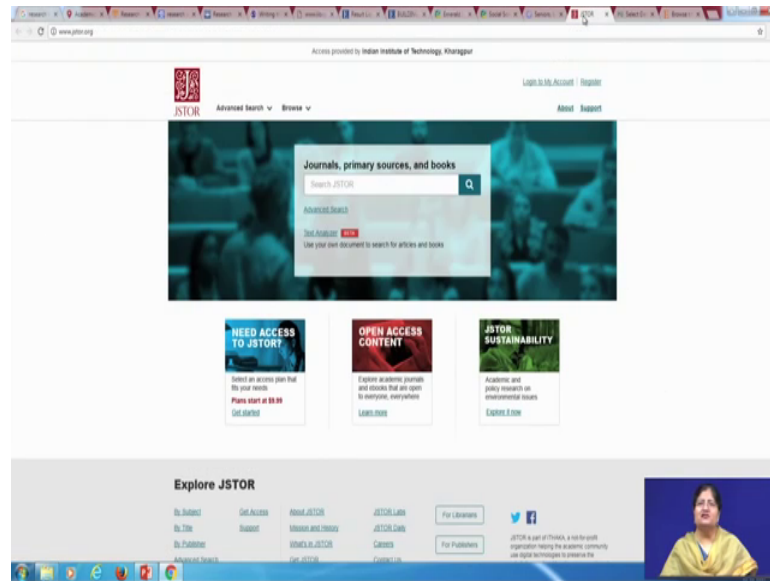
Another database is this increase the size here little bit.

(Refer Slide Time: 14:52)



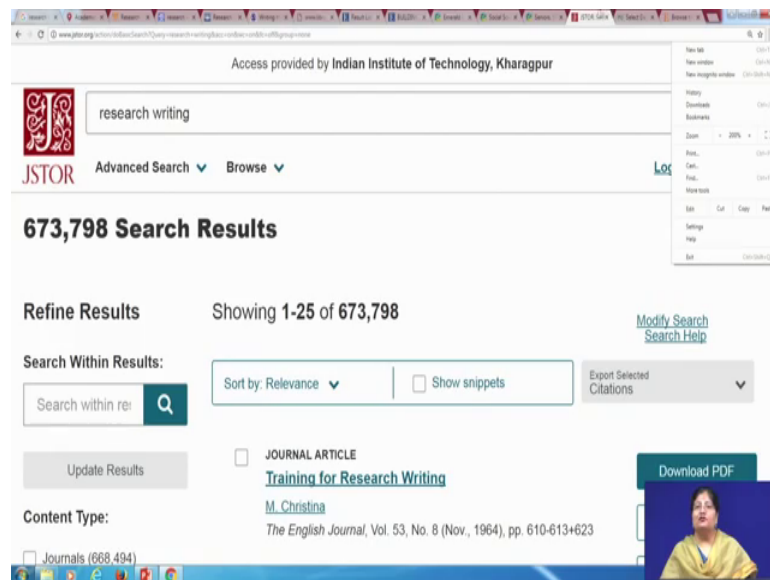
Alright; social sciences research writing strategies for students. So, this does not have a PDF, but it is fine here writing the research paper this one using an enquiry approach to writing the research paper. So, we open this, then we go to j store various data basis.

(Refer Slide Time: 15:45)

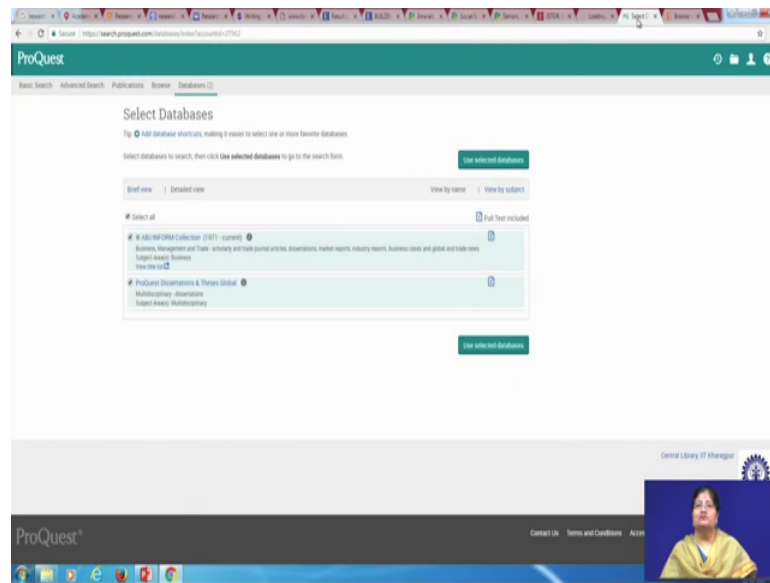


I will just show you, I am doing this. So, that I can show this to you I can I can demonstrate to you how we keep these records here, I will increase the screen size training for I think we have done this earlier also we download the article.

(Refer Slide Time: 16:09)

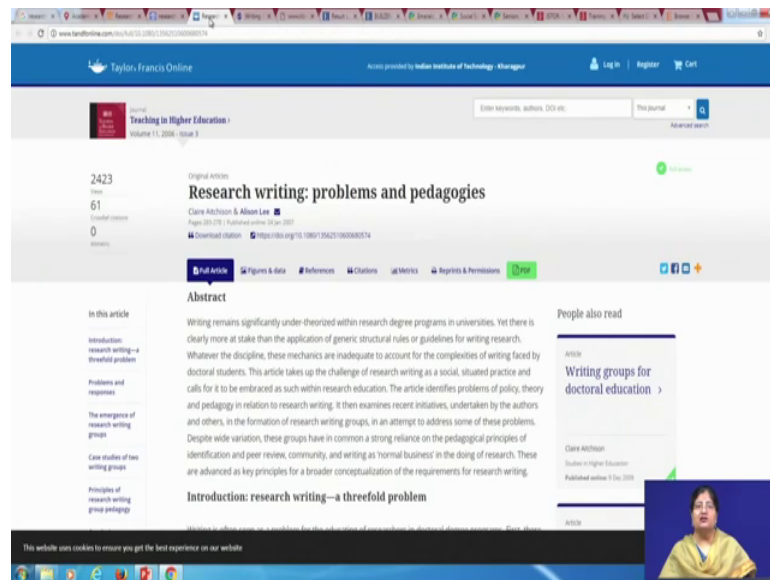


(Refer Slide Time: 16:22)



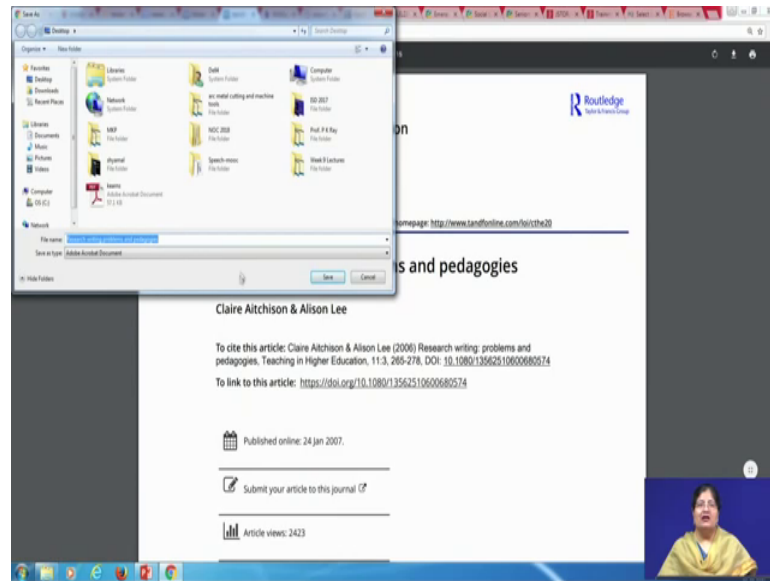
Now, the good thing about proquest is that it also talks about or it has desitations and thesis. So, anyway; so, you get the general idea then what do we do after you have downloaded all these articles, how do you save them let me show you how you save these articles.

(Refer Slide Time: 16:42)



This is a different issue all together research writing problems and pedagogies full text article PDF, I want to save the PDF version of this article..

(Refer Slide Time: 16:56)



So, what I like to do is once the article is downloaded, this is downloaded what I do. I would save it is this first thing to do is to save all these articles on your computer.

Now, one way you could come up with your own way what I like to do here is I say download and I will give it the name that I will give it here will be you will see this is very interesting and this will help you keep it. So, it was published in 2 thousand seven I have noted that and research writing problems and pedagogies let me just reduce the size of this so that I can show this to you; so, what I will do is Aitcheson Lee.

Now this is these are the names of the authors and then I say 2007, I select the folder, then I say Aitcheson Lee 2007 and I write down the name of the paper Pedagogies. So, then I say pedagogies. So, this way when I save it whenever I have to retreat the article I can always retreat the article just by looking at the file name this is the 9 name, this is how I like to name my files. So, instead of randomly downloading it and just keeping it and then forgetting about it this helps me identify the article that I want to read later, this is one way of doing it, alright.

So, now let us look at this now when we go here again you will see how do you keep records of what you read for example, we have read this table now this has come out of a database called Google scholar, I went to Google scholar.

(Refer Slide Time: 19:09)

The screenshot shows a presentation slide with a title 'Keeping Records of What You Read' and a table with the following data:

Date	Keywords	Database	Database specifications	Citation of downloaded matter	Author's take	Benefit to you	Limitations of the study	Questions that still remain unanswered	New keywords emerging from the document
23 Nov 2017	Research writing	Google scholar	Full text	Claire Atchison & Alison Lee (2006) Research writing: problems and pedagogies. Teaching in Higher Education, 11(3), 265-276.	Problems, policy and pedagogy in relation to research writing	What is research writing, what is expected of research writers and how research writing may be taught		It does not describe how research papers should be written	Research writing groups

At the bottom of the slide, there are logos for 'T KHARAPUR' and 'NPTEL ONLINE CERTIFICATION COURSES', and the name 'DR. ARADH...' is partially visible. A small video inset of a woman is in the bottom right corner.

And I typed in here. So, today is the 23rd of November, 23rd November 17 key words, I use were research writing then database was Google scholar database specifications when I say data base specifications it could be full text or I could say full text or I could say. So, and. So, database like in Ebsco you would select one database or it could be proquest and thesis. So, here these are full text articles available free of cost that is the specification of the database.

Now, the citation download matter. So, what how do you cite it what I like to do here is I will copy this here you do not need to copy the DOI, this is very this is enough you take this and you put it here it does not have to be in a power point format. So, I put the entire citation here and then what I like to do is I like to hyperlink it. So, I right click here and there is this is hyperlink, I want to keep it on my computer. So, here whatever we did was lost.


So, I have to do this again key words where research writing database is Google scholar full text hyperlink. So, this is the citation here and I want to hyperlink it to a file that I have saved on my computer. So, I look for the file here go to desktop here. So, I find the file and this is very useful this is the same file that I had saved earlier I do not know if you will be able to see it on your small screens, but this is the file that I had saved earlier. So, I link it to that and that way I have it here then the author's stake now this is very very important.

Now when we read it the author's stake; so, you read it and of course, we do not have time to read the article, but I just tell you the author is trying to this article takes up the challenge of research writing as a social situated practice and calls for it to be embraced as such within research education the article identifies problems I am just going to copy and paste it here. However, this is not what you should be doing you should read it and find out what the author is really trying to say the article identifies problems of policy theory and pedagogy in relation to research writing.

So, here problems policy and pedagogy in relation to research writing now benefits to you I want to know what to know what research writing is. So, this will tell me what is research writing and what problems I am what is expected what is expected of research writers and how research writing may be taught now this is what this is the benefits to me; however, I do not want to know how research writing may be taught may be I just want to as a researcher, I just want to know what research writing is the limitations of the study or limitations of this paper is it does not it does not tell me or it does not inform it does not describe how research papers should be written this is the limitation these are the questions sorry this is not a limitation these are the this is the question that still remains unanswered ok.

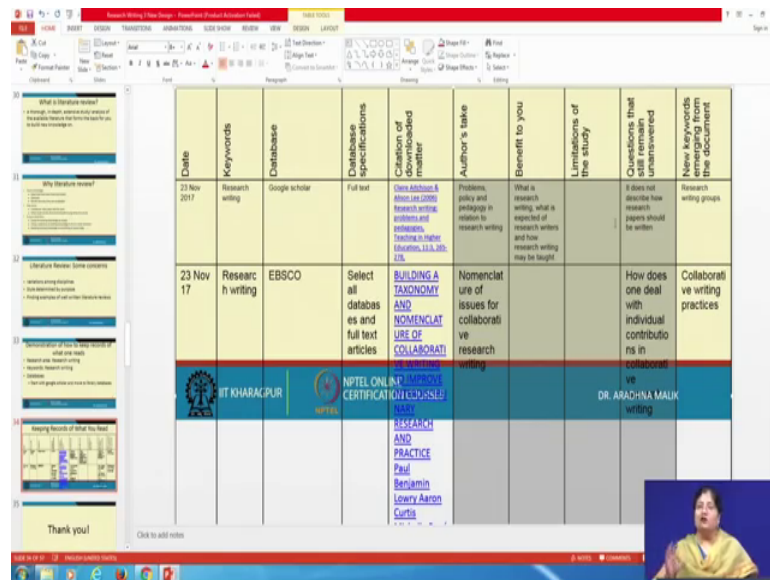
The limitations will emerge here. So, this is describes how research papers can be written can be valuated, but the limitations will be listed somewhere in the paper. So, you can write those limitations now let us see if we can find them here I am doing this as I am going along. So, it talks about research writing groups also. So, how do you teach it limitations will come up from the paper? Now new keywords emerging from the document research writing groups we did not at least I did not know that research writing groups can exist. So, you save this information here and you keep it another thing that you want to do here is. So, I will just save this here. So, this is how you keep records.

(Refer Slide Time: 26:12)



Then maybe we could look at another paper building a taxonomy and nomenclature of collaborative writing to improve interdisciplinary research and practice now what you have to do here is this will contain different information the date on which you did this. So, I am going to reduce the size of this very much..

(Refer Slide Time: 26:39)



and I am going to move on to the next one may be make it eight the next one again twenty third of November 2017, I used the same keywords and I arrived at and I looked at the database called Ebsco database specifications select all databases and full text

articles and then I take the citation of the downloaded article. So, the citation is not available; however, what you can do is you can just copy all of this paste this here go down and you will have the name of the journal at the bottom journal of business communication volume 41, November 1, January 2004 pages 66 to 99, you say copy and you paste it here. So, this way when you are going to write the reference later you do not have to look for this information you already got it ok.

So, you put that here then the author's take on it that you will find after, but you have to read the papers I have not read these papers. So, I cannot really give you all of this information; however, you get the general idea I just want you to see how one should keep records of the research. So, this article provided on taxonomy of nomenclature foreign discussion of issues related to collaborative writing collaborative research writing nomenclature for collaborative research writing and the benefit again.

So, you go through the same process and you say this is how this article helps me these are the limitations of this study I am not sure if this article has section on limitations may be it does, let us see here somewhere writing strategies it tells you about writing strategies may be it has a section on limitations we can find that again limitations of these many other definitions of collaborative writing is that they do not generalised well to interdisciplinary nature. So, again you find in some papers you will find limitations very clearly listed here.

Questions that still remain unanswered how does or what are the concerns related to independent again research writing vis- vi collaborative research writing or how does one deal with does one deal with individual contributions in collaborative. So, the question has to be related to the paper that you are reading. So, how does one deal with individual contributions in collaborative research writing may be that is the question that remains unanswered again I have not read the papers.

So, I cannot really tell you new keywords could emerge collaborative writing practices for example, and if this is something that you want to follow up on later. So, you could take this. So, this is how you maintain records again you know you do this and then you save the paper like I told you earlier you download it I show this to you this is 2004. So, you say it Laury Curtis Laury maintain the order of the authors 2004.

Now, sometimes your computer will not let you to use long name. So, you say building a taxonomy of collaborative writing. So, you just use a shorter title just to help you remind yourself because many times when you write in references you will I mean whenever you write references you use the last name of the author. So, you save it here on the desktop and then when you are maintaining your records you hyperlink this you just select all these right click and link will come here to hyperlink this.

And, so you go to the desktop and you find the paper here Laury Curtis Laury, you say you save all these in your computer on your computer in a specific file and any time you want to review this article you can from your computer of course, you keep the table ready you keep adding to it every single day and you will realise that may be if you read may be 2 to 3 papers a day and at the end of the month you will have a large collection of articles that you have read understood churned out.

And then when you have to actually write the literature review these sections author's stake benefit to you limitations of the study questions that remained unanswered these four columns the information in these four columns will help you present your literature review in a very very nice and crisp and thorough manner this is the strategy that I have never shared in public this is the strategy that my scholars use and they have found it to be very very useful, this is how I learned to do research you could come up with the similar method yourself, but I just thought I would share with you what I found to be very very useful and see if you could use it.

So, this is where we will end today's class, it is a very very important that you maintain records of what you read because especially when you are doing your PhD, it becomes you know you get lost in so many things that you are doing. And unless you maintain records it is very difficult to retrieve what you may have read say 6 months ago or may be 2 months ago also and so much is happening you are learning so much on daily basis you are expected to learn so much on a daily basis, but unless you keep records you are likely to get lost and confused and really flustered when you actually have to produce a publishable document.

So, I hope you found this lecture useful we will continue with more discussion on literature reviews and then move on to methodology in the upcoming lectures.

Thank you very much for listening.